



EQUINE

Equine
Catalogue





Products available through all major Equine retailers.



Dedicated Customer Service Team for all your needs.



Our polyethylene range is recyclable after use.

Contents

| | |
|-----------------------------|----|
| Small Capacity Drinkers | 4 |
| Large Capacity Drinkers | 6 |
| Fast-Fill Water Troughs | 7 |
| Standard Fill Water Troughs | 8 |
| Feeders | 9 |
| Foal Feeders | 13 |
| TearDrop Feeders | 14 |
| Haybells | 16 |
| Stable Equipment | 17 |
| Feed Storage Bins | 18 |
| Wheelbarrows | 20 |
| ATV Trailers | 23 |
| Stablemate | 24 |
| FarmCam | 26 |
| Medical & Chemical Storage | 28 |
| Personnel & Vehicle Baths | 30 |



John F. Concannon, Co-founder and CEO.

Small Capacity Drinkers

Key Features

- Designed with rounded edges for ultimate animal safety.
- High freeze / thaw cracking resistance.
- Unique double wall bowl extremely impact resistant (DBL4, DBL5, DBL8, DBL9 & DBL8-H).
- Mounting holes or brackets provided for secure fitting and easy installation.



Dumpy Tip-Over Drinker

| CODE | CAPACITY | DIMENSIONS (MM) | COLOUR OPTIONS |
|------|-----------------|-----------------------|----------------|
| DBL9 | 3.5 L / 0.7 Gal | 340 D x 360 W x 230 H | |

- Bowl swings 180° to empty contents.
- Refills in 20 seconds @ 3 bar pressure (9L/min). Maximum water pressure = 4 Bar.
- Float valve is fitted.

Water connection fitting not included.



Micro Drink Bowl

| CODE | CAPACITY | DIMENSIONS (MM) | COLOUR OPTIONS |
|------|---------------|-----------------------|----------------|
| DBL4 | 4 L / 0.8 Gal | 330 D x 254 W x 228 H | |

With JBV1 brass valve refills in 27 seconds @ 3 bar pressure (9L/min - Max 4 Bar).



Nose Fill Drink Bowl

| CODE | CAPACITY | DIMENSIONS (MM) | COLOUR OPTIONS |
|------|---------------|-----------------------|----------------|
| DBL5 | 2 L / 0.4 Gal | 254 D x 254 W x 230 H | |

Refills in 8 seconds @ 3 bar pressure (15L/min).



Nose Fill Drink Bowl (Double Entry Valve)

| CODE | CAPACITY | DIMENSIONS (MM) |
|------|---------------|-----------------------|
| DBL8 | 2 L / 0.4 Gal | 300 D x 260 W x 220 H |

- Double entry valve allows use with a water circulation system.
- Refills in 24 seconds @ 3 bar pressure (5L/min).



Heated Nose Fill Drink Bowl (Double Entry Valve)

| CODE | CAPACITY | DIMENSIONS (MM) | ELECTRICAL INPUT |
|--------|---------------|-----------------------|------------------|
| DBL8-H | 2 L / 0.4 Gal | 300 D x 260 W x 220 H | 24vDC |

- Works in conditions as low as -30°C.
- Refills in 24 seconds @ 3 bar pressure (5L/min).
- Low Safe Voltage - 24vDC.




Large Capacity Drinkers

Key Features

- Designed with rounded edges for ultimate animal safety.
- Strategically positioned mounting holes or brackets are provided for secure fitting and ease of installation.
- High freeze / thaw cracking resistance.

Conventional Drink Bowl

| CODE | CAPACITY | DIMENSIONS (MM) | COLOUR OPTIONS |
|------|----------------|-----------------------|---|
| DBL | 16 L / 3.5 Gal | 395 D x 400 W x 340 H |  |

Refills in 1 minute 36 seconds @ 3 bar pressure (10L/min).



Fast-Fill Conventional Drink Bowl

| CODE | CAPACITY | DIMENSIONS (MM) |
|-------|----------------|-----------------------|
| DBLFF | 16 L / 3.5 Gal | 395 D x 400 W x 340 H |

- Fitted with fast-flow valve (75L/min).
- Refills in 10 seconds @ 3 bar pressure.



Corner Drink Bowl

| CODE | CAPACITY | DIMENSIONS (MM) |
|------|--------------|-----------------------|
| DBL3 | 22 L / 5 Gal | 482 D x 660 W x 241 H |

Refills in 4 minutes 24 seconds @ 3 bar pressure (5L/min).



Fast-Fill Water Troughs

We supply farmers with high quality, safe and functional water troughs for over 30 years. We understand the importance of providing horses with fresh, clean and easily accessible drinking water. Through consultation with equine specialists we have developed an extensive range of water troughs suitable for all applications. These polyethylene troughs are tough, impact resistant and designed to withstand heavy use. We offer an extensive range of troughs available in a variety of shapes and sizes that are easy to transport, install and service.

Key Features

- Fitted with a fast-flow float valve (up to 75L/min @ 3 bar pressure).
- Valve protected within a polyethylene compartment with easy access.
- Thick walls for greater strength and durability.
- High freeze / thaw cracking resistance.

Double Reservoir Fast-Fill Water Troughs

| CODE | CAPACITY | DIMENSIONS (MM) |
|--------|----------------|------------------------|
| DT30FF | 136 L / 30 Gal | 1250 D x 475 W x 310 H |
| DT90FF | 400 L / 88 Gal | 1550 D x 730 W x 530 H |



DT90FF

Oval Fast-Fill Water Troughs

| CODE | CAPACITY | DIMENSIONS (MM) |
|----------|------------------|-------------------------|
| DT100FF | 450 L / 100 Gal | 1550 D x 990 W x 685 H |
| DT600FF | 600 L / 130 Gal | 1610 D x 1180 W x 840 H |
| DT800FF | 800 L / 175 Gal | 1970 D x 1180 W x 840 H |
| DT1000FF | 1000 L / 220 Gal | 2180 D x 1180 W x 840 H |



DT800FF



Standard Fill Water Troughs

Key Features

- Fitted with a standard float valve (up to 35L/min @ 3 bar pressure).
- Thick walls for greater strength and durability.
- High freeze / thaw cracking resistance.

Single Reservoir Water Trough

| CODE | CAPACITY | DIMENSIONS (MM) |
|------|---------------|-----------------------|
| DT10 | 53 L / 12 Gal | 685 D x 457 W x 255 H |



Single Reservoir Corner Water Trough

| CODE | CAPACITY | DIMENSIONS (MM) |
|------|----------------|-----------------------|
| DT27 | 100 L / 22 Gal | 940 D x 660 W x 335 H |



Double Reservoir Water Troughs

| CODE | CAPACITY | DIMENSIONS (MM) |
|------|----------------|------------------------|
| DT20 | 100 L / 22 Gal | 900 D x 500 W x 430 H |
| DT30 | 136 L / 30 Gal | 1193 D x 482 W x 280 H |
| DT40 | 180 L / 40 Gal | 1298 D x 472 W x 579 H |
| DT70 | 282 L / 62 Gal | 1372 D x 635 W x 451 H |
| DT90 | 400 L / 88 Gal | 1500 D x 685 W x 533 H |



DT40

Feeders

We offer a range of products designed for the care and management of horses. We have consulted with veterinary experts and breeders to produce tough, impact-resistant products ensuring horse safety. Our products are durable and finished with a smooth, seamless finish for ease of cleaning. Rim designed with feed retention lip to minimise wastage.

Circular Floor Feeder

| CODE | CAPACITY | DIMENSIONS (MM) | COLOUR OPTIONS |
|------|---------------|-----------------|----------------|
| EQ3 | 15 L / 3½ Gal | 686 Ø x 229 H | |




- Designed with an outer base rim to stabilise and prevent tipping.
- Internal compartment can be filled with sand or water to provide stability.

“ I have always been a advocate of feeding concentrate from the floor. It is the natural grazing position, supports the work we do with training, stretching the top line & the long back muscles. It is all round a better, more natural way of feeding horses. ”

Richard Davison
Olympic Dressage Rider




Square Floor Feeder

| CODE | CAPACITY | DIMENSIONS (MM) | COLOUR OPTIONS |
|------|----------------|-----------------------|---|
| EQ4 | 10 L / 2.2 Gal | 475 D x 475 W x 165 H |  |

- Allows the horse to feed in a natural grazing position.




Corner Feeder

| CODE | CAPACITY | DIMENSIONS (MM) | COLOUR OPTIONS |
|------|----------------|-----------------------|---|
| EQ2 | 20 L / 4.4 Gal | 419 D x 660 W x 190 H |  |

- 4 mounting holes for secure fixing to a wall or post.



Door Mounted Swivel Feeder

| CODE | CAPACITY | DIMENSIONS (MM) | COLOUR OPTIONS |
|------|----------------|-----------------------|---|
| EQ10 | 16 L / 3.5 Gal | 305 D x 560 W x 200 H |  |

- Ideal for stable swivel doors.
- 3 mounting holes for secure fixing to a wall or post.




Slow Hay Feeder

| CODE | WEIGHT | DIMENSIONS (MM) |
|--------|----------------|------------------------|
| SHF150 | 165 L / 36 Gal | 600 D x 1025 W x 950 H |

- Ad-lib feeding keeps hay dry in wet weather.
- Galvanised hanging brackets allow feeder to be moved.



Wall Feeder

| CODE | CAPACITY | DIMENSIONS (MM) | COLOUR OPTIONS |
|------|----------------|-----------------------|---|
| EQ1 | 15 L / 3.5 Gal | 343 D x 470 W x 190 H |  |

- 3 mounting holes for secure fixing to a wall or post.



Gate Hay Feeder

| CODE | WEIGHT | DIMENSIONS (MM) |
|-------|----------------|-----------------------|
| GFH01 | 100 L / 22 Gal | 430 D x 920 W x 500 H |

Feeding partitions minimise hay wastage without restricting the distribution of hay.



Gate Feed Trough

| CODE | WEIGHT | DIMENSIONS (MM) |
|------|--------------|-----------------------|
| GFT1 | 23 L / 5 Gal | 304 D x 711 W x 381 H |

Reinforced hooks fitted to give extra stability and prevent horses from knocking the feeder.



Foal Feeders

Foal Feeder

| CODE | CAPACITY | DIMENSIONS (MM) | COLOUR OPTIONS |
|------|-----------------|-----------------------|----------------|
| EQ5 | 212 L / 2.5 Gal | 355 D x 370 W x 200 H | |

- Adjustable stainless steel bars prevent adult stock accessing the foal feed.
- Fitted with 2 mounting holes for securing fixing.



Ringfort Foal Feeder

| CODE | WEIGHT | DIMENSIONS (MM) |
|-------|--------|--------------------------|
| FCF01 | 40kg | 1300 D x 1300 W x 1180 H |

- Providing creep feed to foals in the presence of the mare.
- Reduces management and supervision required during feeding.
- Feeds up to 4 foals simultaneously.
- Fitted with a ballast system which can be filled with sand and water for additional stability.



“ I have two foal feeders at my stud. Allowing the foals to creep feed little & often is key. Unlike others on the market it keeps the feed clean and dry. They have stood the test of time. ”

Rachael Kempster,
Kinsale Stud, Shropshire.

NEW PRODUCT

Tear Drop Feeder


Our Tear Drop Feeder range is extremely durable with a smooth seamless finish for ease of cleaning. The feeding partitions feature an innovative design to prevent feed spillage and waste. The range is complete with mounting holes allowing you to securely fit to a stable corner / wall / horsebox.

- Slow feeding system.
- Very strong while also insuring horse safety.
- Easy fill opening and improves stable hygiene.
- Designed specifically for the care & management of horses.
- Reduces feed waste compared to traditional hay racks.

Benefits of Slow Feeding:


- Aids digestion by reducing risk of colic / obesity / ulcers.
- Emulates natural foraging.
- Minimises or alleviates boredom.
- Time and labour saving.

Tear Drop Corner Hay Feeder

| | |
|-----------------|---|
| CODE | TDHF-C |
| CAPACITY | 110 L |
| DIMENSIONS (MM) | 625 D x 865 W x 600 H |
| COLOURS |  |



Tear Drop Wall Hay Feeder

| | |
|-----------------|---|
| CODE | TDHF-W |
| CAPACITY | 50 L |
| DIMENSIONS (MM) | 325 D x 550 W x 650 H |
| COLOURS |  |



Haybells

Horse Haybell

| CODE | CAPACITY | DIMENSIONS (MM) |
|------|---------------------|-----------------|
| HBO1 | 1 Standard hay bale | 1850 Ø x 1500 H |

- Fits over a standard round bale.
- Protects hay in all weather conditions.
- Minimises wastage due to trampling or fouling.
- Delivers superior nutrition retention by minimising nutrient loss from exposure to weather.
- No metal components making it extremely safe for use with animals.
- Easy to manoeuvre it allows flexible positioning in the paddock.



Mini Horse Haybell

| CODE | DIMENSIONS (MM) |
|------|-----------------|
| HB03 | 1250 Ø x 1000 H |

- Protects hay in all weather conditions.
- Minimises wastage due to trampling and fouling.
- It is designed with 3 feeding ports.
- Easy to manoeuvre it allows easily flexible positioning in the paddock or field.



Stable Equipment


Playball

| CODE | DIMENSIONS (MM) | COLOUR OPTIONS |
|--------|-----------------|---|
| P-BALL | 225 Ø |  |

- Robust teeth grip.
- Capable of withstanding aggressive horse play.
- Prevents boredom.
- Encourages exercise.



Mineral Lick Holder

| CODE | DIMENSIONS (MM) | COLOUR OPTIONS |
|-------|-----------------------|---|
| MLC01 | 305 W x 260 H x 260 D |  |

- Suitable for holding standard sized mineral and salt licks.
- Designed specifically for the care and management of horses.
- Extremely strong and durable with no sharp or jagged edges.
- 4 mounting holes for secure fixing to a wall or post.



Tack Box

| CODE | CAPACITY | DIMENSIONS (MM) |
|------|--------------------|-----------------------|
| EQ8 | 292 Ltr. / 64 Gal. | 800 H x 695 W x 530 D |

- Storage box for helmet, bridles, head collars, ropes and grooming equipment.
- Lockable hinged lid.



Feed Storage Bins

Standard Feed Storage Bins

| CODE | CAPACITY | DIMENSIONS (MM) |
|-------|-------------------|------------------------|
| SB100 | 100 L / 22 Gal. | 660 W x 580 D x 540 H |
| SB175 | 175 L / 38.5 Gal. | 860 W x 860 D x 645 H |
| SB350 | 350 L / 77 Gal. | 1050 W x 975 D x 765 H |

- Stores and protects feed from harsh weather and pests.
- Suitable for locking if required.
- These bins can alternatively be used for storing home fuels or grit.



Half Tonne / One Tonne Meal Bin

| CODE | CAPACITY | DIMENSIONS (MM) |
|-------|----------------|--------------------------|
| CMB1 | 600kg / 1000L | 1200 W x 1200 D x 1360 H |
| CMB02 | 1200kg / 2000L | 2000 W x 1080 D x 1360 H |

- Strong and durable feed storage bin.
- Wide openings at the top, suitable for locking if required.
- Fitted with a drain off for ease of cleaning and emptying.
- Suitable for forklift, bale handler or loader transporting.



Cubic Meter Meal Bin

| CODE | CAPACITY | DIMENSIONS (MM) |
|-------|---------------|-------------------------|
| CMB04 | 750kg / 1000L | 1400 L x 1220 W x 960 H |

- Save money per fill versus using bags.
- Keeps meal clean and dry.
- Low profile for ease of access when filling / emptying.
- Labour & time saving feeding.
- Fits in standard 8x4 car trailer.
- Suitable for forklift, bale handler or loader transporting.



Buckets

| CODE | DESCRIPTION | CAPACITY |
|------|------------------------|----------------|
| SB1 | Green Bucket | 9 L / 2 Gal |
| SBB1 | Green Bucket (bored) | 9 L / 2 Gal |
| SB2 | Blue Bucket | 5 L / 1.25 Gal |
| SBB2 | Blue Bucket (bored) | 5 L / 1.25 Gal |
| SB4 | Black Bucket | 12 L / 2.6 Gal |
| SB5 | Blue Bucket | 9 L / 2 Gal |
| SC3 | Yellow Scooper Bucket | 13.5 L / 3 Gal |
| EQ61 | Navy Flat-Sided Bucket | 13.5 L / 3 Gal |



Wheelbarrows

Our range of innovative wheelbarrows are ideal for Agricultural/Equine use. Each wheelbarrow is fitted with a galvanised metal frame and roller bearing pneumatic wheels to deliver superior manoeuvrability and smooth handling. They are tough, durable and surprisingly lightweight in use, even with heavy loads.

Tipping Wheelbarrows

| CODE | CAPACITY | DIMENSIONS (MM) | COLOUR OPTIONS |
|----------|----------|-------------------------|----------------|
| TWB250 | 250 L | 1830 D x 860 W x 860 H | |
| TWB400-2 | 400 L | 1800 D x 900 W x 950 H | |
| TWB500-2 | 500 L | 1830 D x 1100 W x 910 H | |

Minimum effort to transport and tip heavy bulky loads.



TWB250-1

Slimline Feed Wheelbarrow

| CAPACITY | DIMENSIONS (MM) |
|----------|-------------------------|
| 250 L | 1200 L x 600 W x 800 H |
| CODE | DESCRIPTION |
| TWB7 | Narrow Wheelbarrow |
| TWB7-PL | Plastic Lid for TWB7 |
| TWB7-L | Hinged Lid for TWB7 |
| TWB7-D | Wooden Divider for TWB7 |



- 2 swivel wheels for optimum manoeuvrability.
- Suitable for passageways in farm buildings.
- 2 varieties of lids and a divider available separately.



Fixed Body Swivel Wheelbarrow

| CODE | CAPACITY | DIMENSIONS (MM) | COLOUR OPTIONS |
|--------|----------|------------------------|----------------|
| TWB2-G | 250 L | 1575 D x 865 W x 720 H | |

- Fitted with a heavy duty 200mm swivel wheel.
- Suitable for use on level ground.



Fixed Body Wheelbarrow

| CODE | CAPACITY | DIMENSIONS (MM) | COLOUR OPTIONS |
|------|----------|------------------------|----------------|
| TWBG | 250 L | 1800 D x 865 W x 720 H | |

- Also suitable for transporting new born calves and other smaller animals.



NEW PRODUCTS

Junior Tipping Wheelbarrow

Our Junior Tipping Wheelbarrow is ideal for your little helper. It is fitted with a galvanised metal frame and solid puncture proof wheels to deliver superior manoeuvrability and smooth handling. It is tough, durable and surprisingly lightweight in use, even with heavy loads.

- Tips with ease.
- Good handling on rough terrain.
- Ideal for mucking out and gardening.

Adult Supervision Recommended



| CODE | CAPACITY | DIMENSIONS (MM) | COLOUR OPTIONS |
|--------|----------|------------------------|----------------|
| TWB125 | 125 L | 1120 D x 590 W x 640 H | |



Mini Tipping Wheelbarrow

Our Mini Tipping Wheelbarrow is ideal for Equine use. It is fitted with a galvanised metal frame and solid puncture proof wheels to deliver superior manoeuvrability and smooth handling. It is tough, durable and surprisingly lightweight in use, even with heavy loads.

- Tips with ease.
- Ideal for mucking out and gardening.

| | |
|------------------------|-----------------------|
| CODE | TWB125A-15 |
| CAPACITY | 125 L |
| DIMENSIONS (MM) | 1255D x 590 W x 640 H |
| COLOUR | |



ATV Trailers

| CODE | CAPACITY | FEATURES | DIMENSIONS (MM) | COLOURS |
|----------|----------|---|-------------------------|---------|
| ATV250 | 250 L | Fitted with eyelet hitch. (Lever ball hitch fitted on request) | 1700 D x 800 W x 780 H | |
| ATV400-2 | 400 L | Fitted with lever ball hitch. | 2200 D x 1200 W x 900 H | |
| ATV500-2 | 500 L | Metal support frame suitable for heavy loads. Fitted with lever ball hitch. | 2316 D x 1425 W x 940 H | |

- Lever ball, locking hitch.
- Spring loaded locking mechanism and strong hinge point.
- Protective plate on tipping point.
- Heavy duty pneumatic road tyres.



JFC Equine are Official Distributors of Stablemate by AGMA



NEW PRODUCT

Stablemate

The Stablemate range from AGMA is a DEFRA approved bio-security solution. All products are tried and tested and the Dis-in-fect is scientifically proven to kill strangles and ringworm.

Stablecleanse

A ready to use multi-purpose hard surface cleaner in handy sized bottles suitable for use on most hard surfaces in stables, horseboxes, stall mats, floors, wall, doors and more, leaving a fresh pine aroma.

| CODE | CAPACITY |
|-----------|---------------------------------|
| BIOSTABLE | 1 L bottle - 15 bottles per box |



Boxfresh

Suitable for use on most hard surfaces in stables, horseboxes, stall mats, floors, walls, doors, worktops, ceramics and paintwork.

A pine detergent concentrate with excellent cleaning properties that cleans and deodorises leaving a fresh pine aroma after use.

| CODE | CAPACITY |
|--------|---------------------------------|
| BIobox | 1 L bottle - 12 bottles per box |



NEW PRODUCT

Dis-in-fect

Scientifically proven to kill strangles and ringworm. DEFRA approved.

Long shelf life, up to 5 years. Easy to handle and dose accurately by simply adding a tablet to the specified volume of water for the required application. Cost effective with considerable savings over other disinfectant systems.

| CODE | CAPACITY |
|--------|---|
| BIODIS | 100 tablets per tub 472g – 6 tubs per box |



Equaroma

The Equaroma spray has a fresh clean aroma derived from calming lavender and uplifting eucalyptus essential oils. This relaxing herbaceous fragrance can help both horses to relax and unwind. Used for box walkers, difficult loaders and horses that suffer from anxiety.

| CODE | CAPACITY |
|---------|---------------------------------|
| BIOEQUA | 1 L bottle - 15 bottles per box |



Pong-go

Pong-Go utilises the properties of pine oil and effectively cleans hard surfaces leaving a fresh pine aroma. This exceptional cleaning product for pet owners is ready for use, multipurpose detergent cleaner for hard surfaces which in addition to its excellent cleaning properties leaves a nice clean pine bouquet after use. Suitable for use on most hard surfaces, floors, walls, doors, worktops, ceramics, toilets and paintwork.

| CODE | CAPACITY |
|------------|-----------------------------|
| BIOPONG-GO | 500 ml - 20 bottles per box |



NEW PRODUCT

FarmCam HD

The camera system that creates control and safety on your farm

FarmCam HD allows you to monitor unauthorised activity on the farm with a range of up to 1,250 metres. The camera features motion-detection and night-vision while recording Full HD (1920X1080) video and sound. Notifications and alarms are sent directly to your smartphone or PC with live view available on the move once the system is connected to a Wifi connection.

Key Features

- Increased control and security at your farm / house / yard.
- Connects up to 4 cameras.
- Direct input to your TV, PC or Smart-Phone (with internet).
- Up to 1,250m range (at free line of sight).
- Wireless setup without the need for Internet connection.
- Full HD 1920X1080.
- Storage capacity of 1,000 GB.
- 3 year warranty.
- Water-proof camera.
- A camera system with robust and durable design.

Cameras

| CODE | DESCRIPTION |
|---------|--|
| LF-FC01 | Farm Cam HD Starter Pack (1xCamera & Receiver) |
| LF-FC02 | Farm Cam HD Camera Pack (4xCameras) |
| LF-FC03 | Farm Cam HD Extra Camera Kit |



NEW PRODUCT

Machine Cam / Trailer Cam

| CODE | DESCRIPTION |
|---------|----------------------|
| LF-MC01 | Machine Cam |
| LF-MC02 | Machine Cam Mobility |
| LF-TC01 | Trailer Cam 5D |



A wireless camera system designed to make your work easier, safer and more efficient.



Fence Alarm

| CODE | DESCRIPTION |
|---------|-------------|
| LF-FL01 | Fence Alarm |

An electric fence monitor that notifies you to changes in fence voltage, allowing you to respond and ensure your animals remain in their desired grazing area.



Smart Plug

| CODE | DESCRIPTION |
|---------|-------------|
| LF-SP01 | Smart Plug |

The Smart Plug allows you to control connected devices from anywhere in the world from your mobile phone. The application allows users to receive notifications for temperature and power consumption issues monitored by the smart plug.



Medical & Chemical Storage

Medi-Safe Storage Cabinet

| CODE | CAPACITY | DIMENSIONS (MM) |
|-------|-----------------------------|-----------------------|
| MS004 | Overall 180 L / Bunded 16 L | 435 D x 540 W x 915 H |

- Wall mountable medical cabinet for the safe storage of medicines and veterinary documents.
- Fitted with two aluminium shelves.
- Shelf Capacity 40kg.
- Lockable unit for security.



Wall Mountable Chemical Storage Cabinet

| CODE | CAPACITY | DIMENSIONS (MM) |
|-------|-----------------------------|-----------------------|
| SC-03 | Overall 180 L / Bunded 16 L | 435 D x 540 W x 915 H |

- Wall mountable cabinet for the safe storage of pesticides and other farm chemicals.
- Fitted with two aluminium shelves.
- Shelf Capacity 40kg.
- Bunded safety feature controls any possible spillages.
- Lockable unit for security.
- Fitted with a vent to rear.



Large Free-Standing Chemical Storage Cabinets

| CODE | CAPACITY | DIMENSIONS (MM) |
|-------|----------------------------|-------------------------|
| SC-01 | Overall 700L / Bunded 125L | 1310 H x 1220 W x 520 D |
| SC-02 | Overall 380L / Bunded 60L | 1310 H x 685 W x 520 D |

- Free standing cabinet for the safe storage of pesticides and other farm chemicals.
- Fitted with two aluminium shelves (SC-02), 2 square mesh shelves (SC-01).
- Shelf Capacity 60kg for SC-02, 250kg for SC-01.
- Bunded safety feature controls any possible spillages.
- Lockable unit for security.
- Fitted with drain off.
- Complete with vent to rear.



SC-02



SC-01

Artificial Insemination Storage Box

| CODE | CAPACITY | DIMENSIONS (MM) |
|------|--------------------|-----------------------|
| A11 | 292 Ltr. / 64 Gal. | 800 H x 695 W x 530 D |

- Designed for the safe and hygienic storage of artificial insemination equipment.
- Fitted with a removable plastic storage shelf and lockable lid.



Personnel & Vehicle Baths

Position at the entrance or exit of sensitive areas to prevent the spread of disease and infection. Suitable for use with most disinfectant solutions. Fitted with foam pad insert to reduce the amount of solution required and spillages.

Disinfectant Footbath (for use with a step)

| CODE | DIMENSIONS (MM) |
|-------|----------------------|
| FBP01 | 534 L x 305 W x 64 D |



Large Disinfectant Footbath

| CODE | DIMENSIONS (MM) |
|-------|-----------------------|
| FBP05 | 1000 L x 580 W x 55 D |



Vehicle Disinfectant Bath

| CODE | DIMENSIONS (MM) |
|-------|------------------------|
| FBP06 | 2620 L x 1010 W x 55 D |



Our vehicle baths can be placed at the entrance to a site/yard. We recommend that you use 4 vehicle disinfectant baths to cover all of the wheels of one articulated lorry. The vehicle baths are fitted with a carpet insert to reduce the amount of solution required and avoid spillages.





EQUINE

It is believed that the information given in this publication is correct, however products marketed by JFC Equine are subject to continuous development and the company therefore reserve the right to alter information without notice. Errors and Omissions

© 2019 JFC Equine. All rights reserved.

JFC EQUINE IRELAND

JFC Manufacturing Co. Ltd.
Weir Road, Tuam, Co. Galway,
H54 RX46, Ireland

Tel. +353 93 22952
Email. info@jfcequine.com

JFC EQUINE UK

JFC Manufacturing (Europe) Ltd.
Maes Y Clawdd Industrial Estate,
Maesbury Road, Oswestry,
Shropshire, SY10 8NN, UK

Tel. +44 1691 659226
Email. infouk@jfcequine.com

JFC EQUINE EUROPE

JFC Manufacturing Europe Ltd.
De Kamp 2A, 9231, BR
Surhuisterveen, Nederland

Tel. +31 512 366 440
Email. infoeu@jfcequine.com

 @JFCEquine

www.jfcequine.com